

Welcome to Shizuoka

Find out more!

# SHIZUOKA

## PREFECTURE GUIDE

Eating

Sushi • Eel rice bowl

Enjoy all kinds of freshly caught sea food!

Mt. Fuji

Scenery

Japan's highest peak and the sight that says  
"Japan" — right here in Shizuoka!

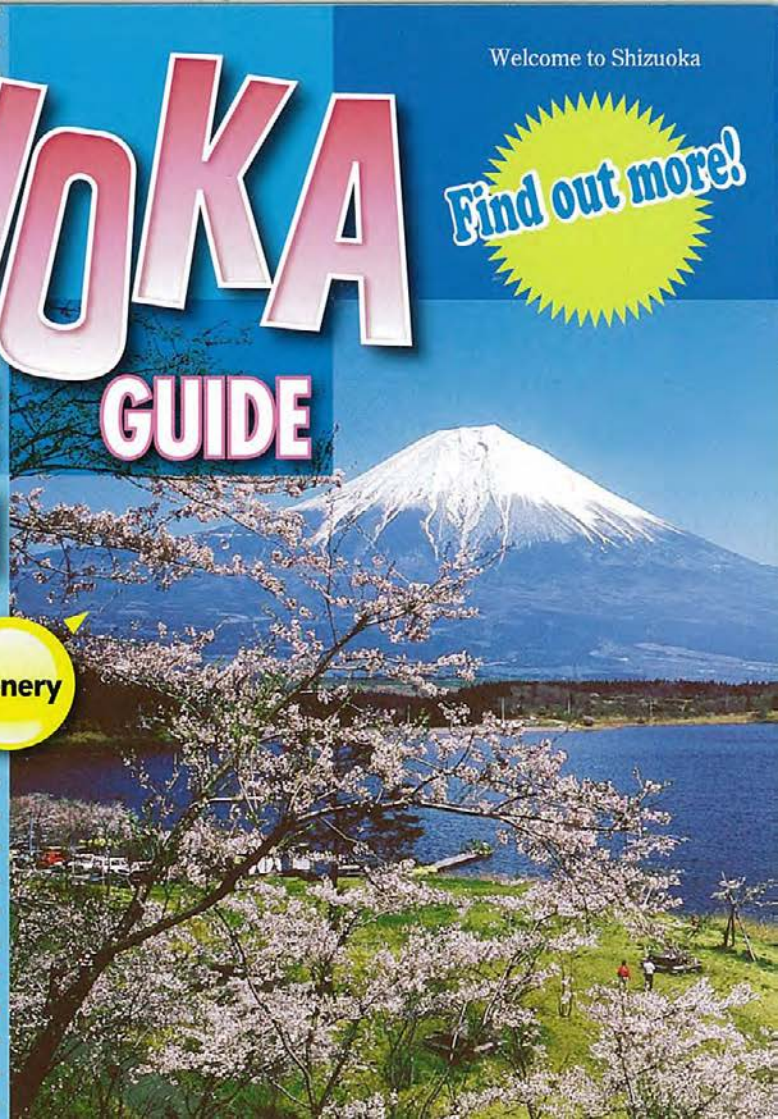
Relaxation

Hot springs

In spa resorts by the coast or  
in the mountains, the scenery is also a joy!

Tea  
plantation  
scenery

Tea Japanese tea is widely popular  
for its health benefits  
as well as its taste.





# Shizuoka Prefecture, dominated by the sheer presence of Mt. Fuji, Japan's highest peak

Shizuoka Prefecture is in the Chubu region, situated in the middle of Japan. This prefecture boasts a rich natural environment dominated by Mt. Fuji, locations steeped in history, and a diverse culture of manufacturing ranging from traditional items to the latest technologies. Furthermore, Shizuoka boasts a number of firsts. Beautiful landscapes, historic towns and castles, soothing hot springs, and a plethora of cuisines... Shizuoka Prefecture - replete with the charm and excitement of Japan.



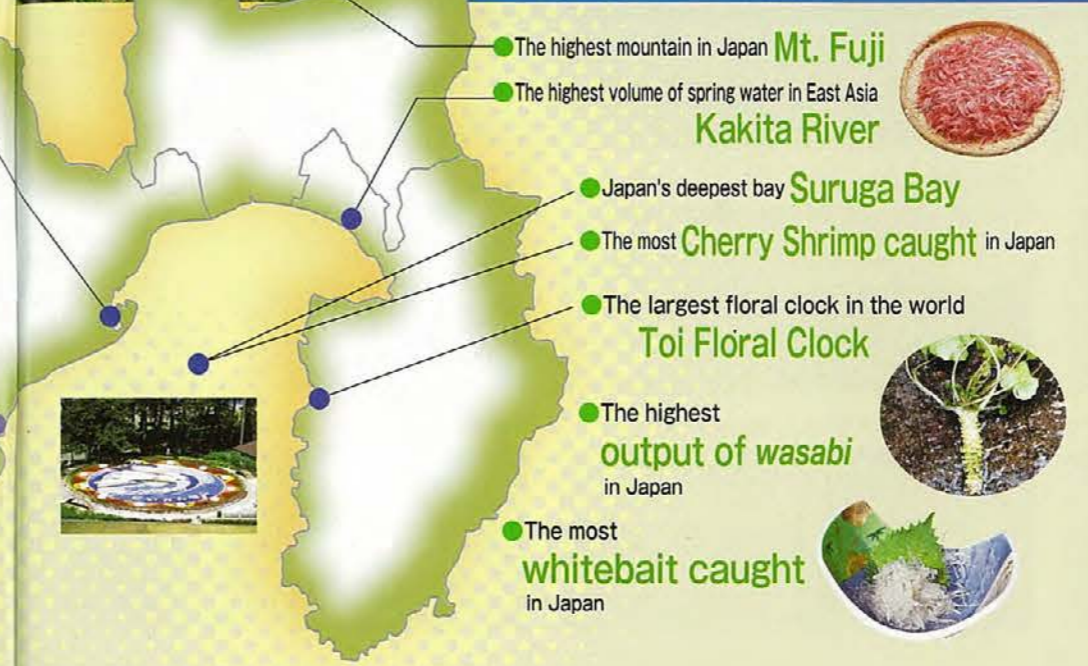
- The most **ryokan inns** in Japan
- The largest **amount of tuna landed** in Japan
- The most **onsen hot springs** in Japan
- The most **bonito caught** in Japan
- The most **resort villas** in Japan
- The longest wooden footbridge in the world



- The widest **area of tea plantations** the most **green tea harvested** and the most **green tea shipped** in Japan



- The most **pianos shipped** in Japan
- The most **electronic instruments shipped** in Japan
- The most **photomultipliers produced** in Japan
- The most **yukata cotton kimonos handled** in Japan



- The highest mountain in Japan **Mt. Fuji**
- The highest volume of spring water in East Asia **Kakita River**



- Japan's deepest bay **Suruga Bay**
- The most **Cherry Shrimp caught** in Japan



- The largest floral clock in the world **Toi Floral Clock**



- The highest **output of wasabi** in Japan



- The most **whitebait caught** in Japan

## INDEX

### Shizuoka Prefecture Travel Highlights

Mt. Fuji & Nature.....P3/4  
 Beachside hot springs × Mountain hot springs ..... P5/6  
 Tea × Delicacies.....P7/8  
 Flower scenes × Water scenes.....P9/10  
 History × Culture.....P11/12  
 Industry × Experience.....P13/14

### Model Travel Routes

Your fill of Japan!! The Shizuoka Golden Route ..... P15~18  
 A tour of locations for viewing Mt. Fuji, showcasing a wealth of Japanese culture ..... P19~22  
 Visit secluded Okuōi on a steam locomotive ..... P23~26  
 See, and encounter Japanese culture! ..... P27~30  
 Advertising pages.....P31~36  
 Shizuoka Prefecture Tourist Map...P37/38

Note: These firsts are based on data from 2003 to 2007. 2





### Mt. Fuji in Woodblock Prints

Katsushika Hokusai, the foremost figure in woodblock prints, is famous for his 36 Views of Mt. Fuji. Japanese in the Edo period had a strong reverence for Mt. Fuji. Hokusai used Mt. Fuji as a motif in illustrating the soul of Japan.



### Miho-no-Matsubara

Shizuoka City P38.MAP ①

One of the "New Three Views of Japan." Along its seven kilometers of coastline, 54,000 pine trees grow, including an ancient tree to which tradition says an angel floated down. From the water's edge, the view of Mt. Fuji is a sight to behold.

■Access - From JR Shimizu Station, approximately 25 minutes by Shizutetsu bus for Tokai University Miho Aquarium.

# 富士山

## Mt. Fuji

Why do the Japanese love Mt. Fuji? It is not just because it is the highest peak in Japan. The magnificent summit reaching above a lush, green, forest. The mysterious silhouette

# と自然

## & Nature

reflected in the water. The mountain's changing visage through the seasons shows us the real beauty of nature. No matter how often you see it, it never fails to impress.




### Mt. Fuji and tea plantation

Fuji City P37.MAP F-2

Tea gardens covering the foothills of Mt. Fuji in early spring. Uncluttered by power lines and other intrusions, the natural open scenery is a magnet for people who love taking photos.

■Access - From Tomei Fuji IC, approximately 20 minutes.



### The Birth of Mt. Fuji

Mt. Fuji was born around 100,000 years ago. At first a small volcano, repeated eruptions built it up into the prominent landmark we know today, dwarfing older volcanoes such as Mt. Komitake, Mt. Ashtaka, and Mt. Hakone.

### Satta Pass

Shizuoka City P37.MAP F-3



The view of Mt. Fuji and Suruga Bay from this pass is stunning, and remains as painted in the 53 Stations of the Tokaido. You can view a landscape largely unchanged from when painted by master ukiyoe artist Utagawa Hiroshige.

■Access - From JR Okitsu Station, an approximately 30-minute walk.

### Lake Tanuki

Fujinomiya City P37.MAP F-2



View the beauty of Mt. Fuji reflected in the lake. Enjoy the outdoors at the many campsites and boating areas, surrounded by the pristine beauty of nature.

■Access - From JR Fujinomiya Station, approximately 45 minutes by Kyuka Mura Fuji Fujikyū Shizuoka Bus.

### Fuji River

Fuji City P37.MAP F-2



One of Japan's three fastest-flowing rivers. With abundant, fast flow, the view of Mt. Fuji towering over the flat, downstream riverbed of the Fuji River is one of Shizuoka's celebrated views.

■Access - From JR Shibakawa Station, an approximately 5-minute walk.

### Heiwa Park

Gotemba City P37.MAP H-2




This features stupa honoring the Buddha's bones, and cherry blossom viewing in spring. The nearby magnificence of Mt. Fuji makes this a must-see spot.

■Access - From Gotemba Line Gotemba Station, an approximately 10 minutes by taxi.

### Cape Ose

Numazu City P37.MAP G-3



A promontory that thrusts out 800 meters into Suruga Bay. This features Ose Shrine, which was established approximately 1,500 years ago, with a juniper grove that is designated as a natural treasure.

■Access - From JR Numazu Station, approximately 1 hour by bus.

### Katsuragi-yama Panorama Park

Izunokuni City P37.MAP G-3



Ascend the mountain on the 1,800-meter ropeway, and enjoy a 360° panorama of Mt. Fuji, Suruga Bay, and the Amagi mountain range. This is the perfect place from which to view sights such as the Katsuragi shrine, and Hyakutai-jizo.

■Access - From Izuokone Railway Izunagasaki Station, approximately 10 minutes by bus.

### Abe Pass

Shizuoka City P37.MAP E-2



Border with Yamanashi Prefecture. Continuing up the trail, the magnificence of Mount Fuji opens up ahead of you. The forest road can be traveled by car, and you can enjoy the beauty of azaleas in May, and the foliage in the autumn.

■Access - From JR Shizuoka Station, approximately 2 hours by bus.

### Asagiri Highland

Fujinomiya City P37.MAP F-1



Be amazed by the sight of Mt. Fuji looming above. May through August experience frequent mists in the mornings and evenings, and the name of the plateau means "morning mist."

■Access - From Tomei Fuji IC, approximately 45 minutes' drive on National Route 139.

### Sun-dried Cherry Shrimp

Fuji City P37.MAP F-3



During the spring and autumn catches, enjoy the vast, red expanse of Cherry Shrimp drying in the sun. This scene of shrimp drying in the sun, together with the backdrop of Mt. Fuji is popular with photographers.

■Access - From JR Shin-Kanbara Station, an approximately 10 minutes by taxi.

### Senbon-Matsubara

Numazu City P37.MAP G-3



A nature park with a large grove of pines, backing onto Suruga Bay. One of Japan's 100 most beautiful white-sand beaches. The combination of beautiful pines, the splendor of Mt. Fuji, and the sun setting over the sea is truly outstanding.

■Access - From JR Numazu Station, approximately 15 minutes by bus.

### Mizugatsuka Park

Susono City P37.MAP G-2



Around 1,500 meters above sea level. Looking out at the Hoei vent, you can gaze upon the grandeur that is Mt. Fuji. In winter in particular, the all-encompassing snowscape and the beauty of Mt. Fuji are sights to behold.

■Access - From JR Iwanami Station, an approximately 30 minutes by taxi.

### Kumomi Coast

Matsuzaki Town P37.MAP G-5



One of Japan's prominent beauty spots, with cliffs eroded by the sea, and a wind-beaten shore. Also famous as a marine sports hot-spot. On clear days, you can gaze upon the magnificence of Mt. Fuji.

■Access - From Izu Kyuko Rendajji Station, approximately 40 minutes to Matsuzaki Bus Terminal, then change buses, for another 20 minutes.





### How to use *onsens*.

- 1 To accustom yourself to the temperature, enter slowly.
- 2 First, sit your lower body in the bath.
- 3 You should stay in the bath until you break a slight sweat.
- 4 To enjoy the medicinal properties of the water, do not shower after getting out.
- 5 Drink plenty of water, and rest for a while.



## Toi Spa

Izu City P37.MAP G-4

The oldest *onsen* on the West Izu coast, from when water first gushed out during the Edo Period. Blessed by warm weather, this is famous as a summer and winter resort.

■Access - From Izu Hakone Railway Shuzenji Station, approximately 50 minutes by bus.

# 海辺の温泉

## Beachside hot springs

Shizuoka Prefecture has a great number of *onsen* hot springs from which one can gaze out on the sea. Enjoy the feeling of watching the wakes of fishing boats and pleasure craft from an *onsen*. Watching the golden sun setting over the sea while soaking in the bath soothes both soul and body.

# 山間の温泉

## Mountain hot springs

Well-known hot springs in secluded spots in the mountains, surrounded by nature. There is nothing like enjoying a bath and viewing mountain landscapes, letting you experience the changing of the seasons up close.



## Nanadaru Spa

Kawazu Town P37.MAP G-5

A quiet *onsen* town perched in a gorge on the upper reaches of the Kawazu River. Famous as the setting for Yasunari Kawabata's *The Dancing Girl of Izu*, this has many sights in addition to the seven famous waterfalls, such as the Old Amagi tunnel.

■Access - From Izu Kyūko Line Kawazu Station, approximately 30 minutes by bus.



### Casual foot baths

Foot baths are a great way of improving your circulation by warming just your feet, and are a great way of getting rid of chills. These have the same effect as a lower-body bath, and their casual use is popular. Why not try one out for feet that are tired from walking?

## Kanzanji Spa



Hamamatsu City P38.MAP ③

The shore of Lake Hamana has a number of hot spring areas. As well as hot springs, it is a popular, bustling holiday area with amusement parks and a zoo nearby.

■Access - From JR Hamamatsu Station, approximately 40 minutes by bus.

## Bentenjima Spa



Hamamatsu City P38.MAP ③

Rising from the lake, the huge vermilion *torii* is the landmark gateway to Bentenjima Spa. This huge panorama shows the sweeping view towards Lake Hamana, the *torii*, Hamena Bridge, and the sea at Enshū.

■Access - From JR Bentenjima Station an approximately 3-minute walk.

## Atami Spa



Atami City P38.MAP ②

This is one of Japan's three most famous spa resorts, and is visited by many celebrities. Enjoy a hot spring that was a favorite of Tokugawa Ieyasu, the first shogun of the Tokugawa shogunate.

■Access - JR Atami Station

## Yaizu Kuroshio Spa



Yaizu City P37.MAP E-4

This hot spring is close to Yaizu port. The salt concentration about half that of sea water is famous for promoting health and beauty. Hot spring hotels are close to the Okuzure coast and the port, and there are many sightseeing spots nearby.

■Access - From JR Yaizu Station, an approximately 5 minutes by taxi.

## Ito Spa



Ito City P37.MAP H-4

Together with Atami, this is one of Japan's three most famous spa resorts. Day visitors are also welcome to hotels and traditional *ryokan* inns, letting you enjoy baths throughout the town.

■Access - JR Ito Station

## Rendaiji Spa



Shimoda City P37.MAP G-5

*Osen* resorts in the mountains. Traditional *ryokan* inns steeped in Japanese character line the Inozawa River and its tributaries, as well as the Rendaiji River. Rendaiji is famous for its abundance of *onsens*, and there are many historic sites remaining from the end of the Edo Period.

■Access - Izu Kyūko Line Izukyū-Shimoda Station

## Sumatakyo Spa



Kawanehoncho Town P37.MAP D-3

An *onsen* that has been selected as one of the "100 Natural Spots to Preserve in the 21<sup>st</sup> Century." The water in this *onsen* is popular for its beneficial effects on the skin, and is known as a "Hot Spring That Makes Women Beautiful."

■Access - From Oigawa Railway Senzu Station, approximately 30 minutes by bus.

## Izu Nagaoka Spa



Izunokuni City P37.MAP G-3

People who visit enjoy the idyllic natural scenery such as Mt. Katsuragi with its panoramic view of the Kano River, Mt. Fuji, and Suruga Bay. The water in the *onsen* is kind to the skin, and is also great to drink.

■Access - From Izu Hakone Railway Izu Nagaoka Station, approximately 5 minutes by bus.

## Shuzenji Spa




Izu City P37.MAP G-4

This atmospheric *onsen* has a long and distinguished history on the Izu Peninsula. Hotels are built along both banks of the Katsura River. Make sure you visit the famous shrine at Shuzenji, which gave its name to this resort.

■Access - From Izu Hakone Railway Shuzenji Station, approximately 8 minutes by bus.

## Amagi Yugashima Spa



Izu City P37.MAP G-4

Amagi Yugashima, where Yasunari Kawabata both wrote and set *The Dancing Girl of Izu*. Water gushes up from over a dozen springs, and most of the hotels boast natural spring water *onsens*.

■Access - From Izu Hakone Railway Shuzenji Station, approximately 30 minutes by bus.

## Gotemba Spa



Gotemba City P37.MAP G-2

An *onsen* resort situated in the green of an alpine plateau town. Since ancient times, this has been known as the start location for when climbing Mt. Fuji, and this offers a truly outstanding landscape in which one can enjoy Mt. Fuji throughout the four seasons.

■Access - JR Gotemba Station

## Inatori Spa



Higashiizu Town P37.MAP H-5

In addition to *onsens* that look out upon Izu Ōshima, there are those at which you can enjoy the Hanged Doll Ornament Festival, *alfonsino* and famous boiled rice with tea, and fireworks displays.

■Access - Izu Kyūko Line Izu-Inatori Station





### Tea-flavored dishes

The hues of tea, as well as their refreshing tastes and fragrances are a perfect match for cuisine. Shizuoka has many restaurants where you can enjoy cuisine such as tea flavored rice, green tea noodles, tea-leaf tempura, and green tea leaves cooked in a sweet soy-based sauce.



## Makinohara Tea Estate

Makinohara City P38.MAP ④

A carpet of green covering the Makinohara highlands, this is Japan's largest tea-growing plantation, producing 40% of Shizuoka's green tea. In one corner is Makinohara Park, from where you can look down on the Oi River, and in the distance, you can see Mt. Fuji and Suruga Bay.  
■Access - From JR Kanaya Station, an approximately 25-minute walk.

# お茶 × 美味 Tea Delicacies

The scent of tea soothes the soul, and is a part of Japanese culture that has been handed down from ancient times. Why not encounter the true soul of the Japanese, by experiencing tea picking or the tea ceremony?

From the mountains and from the sea - savor the delicate flavors provided by bounteous nature. Sashimi and sushi, wasabi, eel, and other delicacies are dishes that distinguish Japanese cuisine. Experience authentic food made with the flavorsome local touch of Shizuoka.



## Sashimi

Because it fronts the sea, Shizuoka Prefecture can provide tasty seafood, especially during the winter months. Enjoy the firm flesh, tender chewiness, and delicate flavor of sashimi made with the freshest fish straight from the wharf.



### Shizuoka - the Fruit Kingdom!

Shizuoka is blessed by the sun, and this produces fruit with a distinctive sweetness. Delicious fruit including strawberries, mandarin oranges, melons, and grapes are available year round. Visitors can also visit farms where they can pick melons and other fruit.

### Gyokuro-no-Sato

Fujieda City P37.MAP D-4



Enjoy *gyokuro* refined tea and powdered green tea at the "Hyogetsu-tei" tea house, while gazing out over the garden and pond. Traditional cooking and products are sold at the Cha-no-Hanatei.  
■Access - From JR Yaizu Station, approximately 20 minutes by bus, get off at Okabe-yakuba-mae, approximately 15 minutes by bus.

### Kaori-no-Oka Chapia (Chayuan)

Fukuroi City P37.MAP C-5



This is a total "tea-land" that encompasses tea and the culture surrounding it. It features direct tea outlets, farms, and a learning area where you can experience tea hand-rubbing. At Chayuan, you can experience the tea ceremony.  
■Access - From JR Fukuroi Station, approximately 10 minutes by bus.

### Foret Nakakawane Chameikan

Kawanonhocho Town P37.MAP D-3



A community area where you are introduced to life in Nakakawane, as well as nature and products all with a theme of "green tea." You can also experience brewing your own tea.  
■Access - From Oigawa Railway Suruga-Tokuyama Station, an approximately 10-minute walk.

### Cherry Shrimp



A valuable type of shrimp that can only be caught in Suruga Bay. This is distinctive for its rich, flavorsome taste, and is caught twice a year, from late March to early June, and from late October to late December.

### Wasabi



Shizuoka Prefecture produces more *wasabi* than anywhere else in Japan. Enjoy the authentic rich, deep taste of *wasabi* grown in clear spring water.

### Shizuoka Oden



This is boiled in a rich, dark soup that is replenished with beef every day. Distinctive in that it contains Shizuoka's famous fish cakes. This is eaten sprinkled with *anori* and *dashiko*.

### Sumpu Park Momijiyama Garden

Shizuoka City P38.MAP ①



A Japanese-style garden and teahouse in Sumpu Park, in central Shizuoka. You can enjoy time drinking tea in an atmospheric, quiet tea house with tables and chairs.  
■Access - From JR Shizuoka Station, an approximately 10-minute walk.

### Yui Honjin Park (Miyukitei)

Shizuoka City P37.MAP F-3



Yui Honjin Park has restored a traditional Japanese-style room visited three times by the Emperor Meiji. The refinement of the garden and tea house that are frozen in time give an authentic Japanese feel.  
■Access - From JR Yui Station, an approximately 25-minute walk.

### Kuraya Narusawa

Izunokuni City P37.MAP H-3



This sells tea that is grown and produced on-site. Here, visitors can experience picking tea while dressed in authentic tea-pickers' costumes. This also features a beer restaurant, at which you can enjoy grilled food, and microbrewed beer.  
■Access - From Inuzakone Railway Inuzakone Station, approximately 8 minutes by bus.

### Eel



Shizuoka is famous for its eel-producing areas, including Lake Hamana, Hamamatsu, and Yoshida. Why not try the *unaju* box set, with plump, juicy eel on rice?

### Sushi



Shizuoka Prefecture is a center of sushi culture, and it hosts the World Sushi Expo. Fishing ports in each area have an abundance of sushi restaurants with the freshest fish, and these are popular with both locals and tourists.

### Japanese Spider Crab



The world's largest crab, with a leg span of over three meters, is caught in Suruga Bay. It is known for its, fresh taste, with a delicate sweetness. This crab is recommended when grilled.





### Hamamatsu Flower Park

Hamamatsu City P38.MAP ③

A flower park in which you can enjoy 100,000 seasonal blossoms of 3,000 types from around the world. Visitors are guaranteed an enjoyable experience any time, with western-style gardens, fountain shows, children's play areas, flower trains, grassed areas, and events.

■Access - From JR Hamamatsu Station, approximately 40 minutes by bus.



### Kawazu Cherry Blossoms

Kawazu Town P37.MAP H-5

These cherry blossoms bloom earlier than average, with deep pink blossoms from late January to Early March. The Kawazu Cherry Blossom Festival is held for a month every year starting February 10, and is visited by over a million people.

■Access - Izu Kyūko Line Kawazu Station

# 花景 × 水景

## Flower scenes

Visitors to temperate Shizuoka can enjoy seasonal flowers such as daffodils, plums, and early flowering cherry blossoms in early spring, and azaleas and roses in early summer. Why not take in Shizuoka's flowers, and feel revitalized?

# 水景

## Water scenes

Water may envelop us in a world of silence, or demonstrate the magnificence of nature. Water scenes impress one with both their peace, and their power.



### Shiraito Falls

Fujinomiya City P37.MAP F-2

Appearing as if many silken threads, water pours over a curved cliff 20 meters high and 200 meters wide in many large and small waterfalls, with a delicate feminine beauty. This is a national beauty spot, and protected natural treasure.

■Access - From JR Fujinomiya Station, approximately 30 minutes by bus.



### Kakita River

Shimizu Town P38.MAP ②

The spring that feeds the Kakita River puts forth a million tons of water every day, which is the largest output in East Asia, and is the shortest class-one river in Japan. This has been selected as both one of Japan's "Hundred Finest Waters" and as one of the "100 Natural Spots to Preserve in the 21st Century."

### Cherry blossoms (Ieyama Tunnel)

Shimada City P37.MAP C-4



A tunnel of cherry blossoms one kilometer long, near Ieyama Station on the Ōigawa Railway. This spot is particularly popular with photographers when a steam train is running.

■Access - Ōigawa Railway, Ieyama Station

### Wisterias (Rengeji-Ike Park)

Fujieda City P37.MAP D-4



Rengeji-Ike Park, where you can see the seasonal flowers delighting the worshippers. Known as a popular spot for wisterias, from mid-April to early May, this shows off a riot of wisterias hanging from trellises.

■Access - From JR Fujieda Station, approximately 20 minutes by bus.

### Plums (Atami Plum Garden)

Atami City P38.MAP ②



Atami Plum Garden, famous for Japan's latest autumn leaves and earliest blossoming plums. Some 750 old plum trees spread over approximately 40,000 square meters. These are at their best from late November to late March.

■Access - From JR Kinomiya Station, an approximately 7-minute walk.

### Omazeki

Omazeki City P37.MAP D-6



A peninsula that forms the southernmost point of Shizuoka Prefecture, Omazeki thrusts into the sea separating the Enshūnada area from Suruga Bay. Why not visit the Omazeki's famous lighthouse, from where you can get a panoramic view of the Pacific Ocean.

■Access - From JR Kikugawa Station, approximately 1 hour by bus.

### Kawazu Seven Falls

Kawazu Town P37.MAP G-5



Pure water flowing off the Amagi mountain range creates seven pleasing, individual waterfalls. Here, visitors can enjoy hiking along the trail that follows the river between the waterfalls.

■Access - From Izu Kyūko Line Kawazu Station, approximately 35 minutes by bus.

### Cape Kogane

Nishizu Town P37.MAP G-4



Steep cliffs that formed from volcanic flows from Mount Nekko. The bare rock is a tan color, and in the evening sun, takes on a beautiful golden hue. A prefecturally designated natural treasure.

■Access - From Izuokone Railway Shuzenji Station, approximately 75 minutes by bus to Kogarezaki Crystal Park, then an approximately 10-minute walk.

### Lilies (Kasui Lily Garden)

Fukuroi City P37.MAP C-5



Visitors can enjoy over 150 types of lily from around the world, spread over ten hectares. Peak season is mid-May to late June. Why not try lily tempura within the grounds of the garden?

■Access - From JR Fukuroi Station, approximately 15 minutes by bus.

### Irises (Okuni Shrine)

Mori Town P37.MAP C-4



Over 400,000 irises of more than 130 types bloom in the grounds of Okuni Shrine, at which the god of marriage and of wealth is revered. From late May to mid-June, a vibrant array of flowers bloom in succession.

■Access - From Tenryū Hamanako Tōtōmi-Ichinomiya Station, walk (free shuttle bus provided on Sundays and public holidays)

### Daffodils (Cape Tsumeki)

Shimoda City P37.MAP H-5



The daffodils that cover Cape Tsumeki which juts into the ocean are bathed in sunshine, and bloom earlier than anywhere else. From mid-December for approximately a month, their sweet perfume is carried on the sea breeze.

■Access - From Izu Kyūko Line Shimoda Station, approximately 15 minutes by bus.

### Lake Hamana

Hamamatsu City P37.MAP A-5




Salt water from the ocean and fresh water from the lake mix, to give abundant, delicious seafood. This is popular as a marine sports location, where you can enjoy windsurfing and parasailing.

■Access - From JR Hamamatsu Station, approximately 45 minutes by bus.

### Jogasaki Coast

Ito City P37.MAP H-4



Lava flow from Mount Amagi entered the sea, from where it has been eroded away to give a magnificent, sharply indented coastline. Cliffs stretch along the coastline, and provide a spectacular view of numerous bluffs jutting into the sea.

■Access - From Izu Kyūko Line Futo Station, an approximately 20-minute walk.

### Dogashima Tensodo

Nishizu Town P37.MAP G-5



Caves formed over eons by the action of the sea. The sunlight pours through an opening in the roof of the caverns striking the service of the water, producing a mysterious emerald color.

■Access - From Izu Kyūko Line Shimoda Station, approximately 1 hour by bus.





### The 53 Stations of the Tōkaidō

The 53 Stations of the Tōkaidō, passing down Japan's unique highway culture. The 53 stations along the famous Tōkaidō route that connected Edo with Kyoto. Shizuoka Prefecture has 22 of the 53 stations painted by ukiyoe artist Utagawa Hiroshige. Much history of these remains even now, communicating to us Japan's unique Edo Period culture of the highway.



### Horai Bridge

Shimada City P38.MAP ④

The Horaibashi spans the Oi River, and as one of the few remaining old toll bridges, is a popular sightseeing attraction. It has been registered in the Guinness World Records as the "longest wooden footbridge in the world" (897.4 meters).

■Access - From JR Shimada Station, an approximately 25-minute walk.

# 歴史文化 History Culture

Historic sites illustrated in ukiyoe woodblock prints, ryokan inns loved by literary figures and artists, and specialty cuisines passed down from long ago... Enjoy a trip spanning the ages, in Shizuoka Prefecture, steeped in history.

Since being used by Tokugawa Ieyasu in his "cloistered shogun period," Shizuoka Prefecture has been a base for traditional culture. At Shizuoka's many art galleries and museums, you can view valuable cultural assets and famous articles from around the world.

### Shizuoka Prefectural Museum of Art

Shizuoka City P38.MAP ①

A collection of approximately 2,450 pieces. This stores and exhibits an extensive range of articles, with a theme of landscapes of the east and west. The Rodin gallery is a permanent exhibit featuring 32 of his sculptures, including *The Gates of Hell*, and as such, is unique in Japan.

■Access - From Shizuoka Railway Kenritsu-bijutsukan-mae, an approximately 15-minute walk.



### Hanged Doll Ornament Festival

January through March

Higashizu Town P37.MAP H-5

Hanging dolls are a custom from the Edo period. They are made of old cloth, imbued with the wishes of their makers, and hung by a red thread at both sides of dolls arrayed on a tiered stand. These attractive hanging dolls all around the venue welcome in the spring at Inatori Onsen.

### Hamamatsu Castle

Hamamatsu City P38.MAP ③



Hamamatsu Castle within Hamamatsu Castle Park was built by Tokugawa Ieyasu, and is known as the "Castle of Success," from where he set off to conquer the whole country. The park also features a Japanese garden, and a central grassed area.

■Access - From JR Hamamatsu Station, approximately 5 minutes by bus; get off at Shiyakushomae, then an approximately 3-minute walk.

### Fujisan Hongu Sengentaisha Shrine

Fujinomiya City P37.MAP F-2



This is the head shrine of some 1,300 Sengen shrines throughout Japan. The top shrine in the Suruga area, from the eighth station and above of Mount Fuji are within the grounds of the Sengentaisha Shrine. The inner shrine has been designated an Important Cultural Property.

■Access - From JR Fujinomiya Station, an approximately 10-minute walk.

### Tokaikan

Ito City P37.MAP H-4



This three-floor *onsen ryokan* hotel is just as it was at the time it was built in the mid-1920s. Its large, fully-tiled baths illustrate the care taken throughout the hotel by the master-craftsmen.

■Access - From JR Ito Station, an approximately 10-minute walk.

### Hamamatsu Museum of Musical Instruments

Hamamatsu City P38.MAP ③




Japan's first public museum of musical instruments. This exhibits instruments from around the world, including Europe, Japan, the rest of Asia, and Africa. This communicates the magnificence of musical instruments.

■Access - From JR Hamamatsu Station, an approximately 8-minute walk.

### Tokaido Hiroshige Art Museum

Shizuoka City P37.MAP F-3



The world's only museum that focuses mainly on the works of ukiyoe master Utagawa Hiroshige, and it contains over 1,200 woodblock prints. These valuable woodblock prints introduce you to the world of the typical Edo-period citizen.

■Access - From JR Yui Station, an approximately 25-minute walk.

### MOA Museum of Art

Atami City P38.MAP ②



A highly-regarded art museum. This holds approximately 3,500 works of art, including paintings, writings, sculptures, and ceramics, among them three national treasures and 65 important cultural assets.

■Access - From JR Atami Station, approximately 8 minutes by bus.

### Kiunkaku

Atami City P38.MAP ②



Kiunkaku, said to be one of the three greatest second houses in Atami. This is a famous historical and cultural landmark, and when it was a hotel, it was a favorite of many great authors such as Naoya Shiga, Junichiro Tanizaki, and Osamu Dazai.

■Access - From JR Atami Station, an approximately 20-minute walk.

### Rakujuen Park

Mishima City P38.MAP ②



Constructed in 1890 as a villa by Prince Komatsu Akihito. It features a small pond fed by snowmelt from Mt. Fuji, a natural forest, and the Rakujukan hall containing cultural assets. A nationally designated beauty spot, and a protected natural treasure.

■Access - From JR Mishima Station, an approximately 2-minute walk.

### Ryosenji Temple

Shimoda City P37.MAP G-5



This is the Ryosenji Temple, where at the end of the Edo period the Shimoda Treaty was signed between Japan and the United States of America by Commodore Perry and the representatives of the shogunate. The shrine's treasure house stores over a thousand original items relating to the Black Ships, and this is the largest such collection in Japan.

■Access - From Izu Kyūkō Line Shimoda Station, an approximately 10-minute walk.

### Ryotanji Temple

Hamamatsu City P37.MAP A-4



A famous temple of the Rinzaï sect. In particular, its garden is renowned as a designated national historic place, and the buildings, unchanged from the Edo period, are preferentially designated cultural properties.

■Access - From JR Hamamatsu Station, approximately 45 minutes by bus; get off at Jingūji, then an approximately 10-minute walk.

### Dai-Nippon Hotokusha

Kakegawa City P37.MAP C-5



This is the main shrine of the Hotoku movement of "harmonization of morals and economics" promoted by Ninomiya Kinjirō, which subsequently spread throughout Japan. This also sells Hotoku-related books, T-shirts, and key holders.

■Access - From JR Kakegawa Station, an approximately 8-minute walk.

### Ozashiki Culture University

Ito City P37.MAP H-4



A culture university at the Tokaikan, where you can learn about the essence of Japan. Dress up as a geisha, and learn etiquette and behavior from active geisha. The geisha experience course (90 minutes) is recommended.

■Access - From Izu Kyūkō Line Ito Station, an approximately 10-minute walk.





### The birthplace of Toyota

Sakichi Toyota, the founder of the Toyota Group, was born in Kosai City, Shizuoka Prefecture. The Sakichi Toyota Memorial House was opened in 1988, 120 years after his birth. This uses items related to his life to let visitors experience the passion of manufacturing.



### Plastic models Tamiya Headquarters

Shizuoka Prefecture produces the most plastic models in Japan. Tamiya is well known around the world by fans of plastic models, and you can enjoy freely exploring the showroom at the Tamiya headquarters, and the Tamiya History Hall.  
■ Access - From JR Higashi-Shizuoka Station, an approximately 5 minutes by taxi.

# 産業 × 体験 Industry Experience

Shizuoka Prefecture has made remarkable strides in industry, in particular being known for its musical instrument and automobile industries. There are many companies at which visitors can take factory tours. Here you can experience the wonder of manufacturing, while witnessing the most advanced skills and cutting-edge technology in action.

Mountains, canyons, the ocean, lakes, the sky... Shizuoka, with so many opportunities for first-hand experience of the magnificence of nature.

### Climbing Mt. Fuji

Fujinomiya City  
Gotemba City · Oyama Town

Climbing Mt. Fuji is something that the Japanese also like to experience. There are three paths up the mountain - the Fujinomiya, Gotemba, and Subashiri courses - and for beginners, the Fujinomiya course is recommended.  
■ Access - For Fujinomiya-guchi; Shuttle buses are available at JR Shin-Fuji Station. For Gotemba-guchi & Subashiri-guchi; Shuttle buses are available at JR Gotemba Station.



### Enjoy outdoor sports! Fantom Marine Kodama

Hamamatsu city P38.MAP ③  
Lake Hamana is a popular spot for people wanting to enjoy water sports. At Fantom Marine Kodama, experience the thrill of speeding over the water in a speedboat, and of floating through the sky with parasailing.  
■ Access - From JR Hamamatsu Station, approximately 40 minutes by bus.

### Musical Instruments



Shizuoka Prefecture has been a manufacturing hub for musical instruments since the Meiji period. At present, it produces the most pianos, electronic instruments, and Japanese and Western acoustic instruments in Japan. Enjoy the beautiful sounds of music produced by instruments created with painstaking skill.

### Shiseido Art Museum



Kakegawa City P37.MAP C-5  
This displays over 135 years of Shiseido advertising in newspapers and magazines, and television commercials, etc. Additionally, the adjoining art house also exhibits paintings, sculptures, and craft works.  
■ Access - From JR Kakegawa Station, an approximately 5-minutes by taxi.

### Motorcycles and Cars



Shizuoka Prefecture is the birthplace of both Honda and of Toyota Sakichi, the founder of the Toyota Group, making it a key location in motorcycle and automobile manufacturing. As such, it is a popular destination with automotive fans.

### Sapporo Beer Shizuoka Brewery



Yaizu City P37.MAP E-4  
Most people visit the brewery to see how beer is made. Another on-site attraction is a biotope garden, where you can stroll and enjoy natural surroundings.  
■ Access - From JR Yaizu Station, an approximately 10 minutes by taxi.

### Suruga Miniature Furniture (for dolls)



Items such as sewing boxes and drawers that can fit into the hand are painstakingly made into a box by artisans, with gold and lacquer decorations, giving the feeling of the "real thing."

### Otsuka Pharmaceutical



Fukuroi City P37.MAP C-5  
A beverage manufacturer that produces unique products for fluid replacement and nutrition. You can experience a tour of their soft drink manufacturing facility.  
■ Access - From JR Fukuroi Station, an approximately 15 minutes by taxi.

### Ōigawa Railway



Shimada City P38.MAP ④  
The steam trains that travel along the Oi River between Kanaya and Senzu Stations are very popular. Between Senzu and Ikawa stations Apt-style train runs the train uses the only rack railway in Japan, which boasts the steepest gradient in the country.  
■ Access - JR Kanaya Station

### Sumpu Takumi-Shuku



Shizuoka City P38.MAP ①  
Shizuoka's traditional handicrafts and history, handed down from the Imagawa and Tokugawa Periods. Enjoy culture particular to Shizuoka through creating, playing, learning, touching, observing, and tasting.  
■ Access - From JR Shin-Fuji Station, approximately 30 minutes by bus.

### Scuba diving




Numazu City other locations  
Cape Ose and the Kumomi Coast are visited year-round by large numbers of scuba divers. The clear water allows you to experience the full beauty of the underwater coral formations.

### Whole Earth Nature School




Shibakawa Town P37.MAP F-2  
Japan's first nature school, based at the foot of Mt. Fuji. Here, you can enjoy climbing Mt. Fuji, exploring caves and forests, and children's camps, while learning about history, culture, and nature.  
■ Access - From JR Shin-Fuji Station, an approximately 40 minutes by taxi.

### Paraglider



Kannami Town, and other locations  
"I'd like to fly, just once." Who hasn't had this dream? With paragliding, you too can experience the joy of flying. Why not experience the joy of floating in the sky?

### Fuji Speedway



Oyama Town P37.MAP G-1  
With Mt. Fuji as a backdrop, a circuit steeped in history and tradition, that has been the venue for many international races. This also features test cars, where you can enjoy the feeling of being a race driver for a short time.  
■ Access - From JR Gotemba Station, approximately 25 minutes by bus.



# Your fill of Japan !! The Shizuoka Golden Route

(Your Shizuoka Guide)  
Shizuoka Prefectural  
Tourism Association  
Juri



Shizuoka  
Prefecture  
is a tourism  
paradise!!

I love everything Shizuoka has to offer - its history, its food, and its nature. I hope that people from both within Japan and from overseas can get to know its attractions. With these courses, I'll introduce tourist spots that show off the best of Shizuoka.

## Day 1

A day of seeing, touching, and learning about Japan's manufacturing culture, in Hamamatsu, an industrial powerhouse.

1



Approximately 110 minutes by bus

2



Mt. Fuji  
Shizuoka Airport

Hamamatsu  
Station



Approximately 7-minute walk

3

### Hamamatsu Museum of Musical Instruments

The largest dedicated musical instrument museum in the Far East. This features gorgeous pianos and horns from 19th century Europe, as well as 1,200 instruments from around the world.  
■ Access - From JR Hamamatsu Station, an approximately 7-minute walk.

A little further away...



**Nakatajima Dunes**  
Massive sand dunes that stretch for four kilometers along the Enshu Sea coastline.  
■ Access - From JR Hamamatsu Station, approximately 20 minutes by bus.

Approximately 20 minutes by taxi.



4



Approximately 30 minutes by taxi.

### Eel Pie Factory

Hamamatsu is famous for its "eel pies," which are a popular type of butter cookie that contains extract of eel. Take an interesting factory tour where you can see how these are made.  
■ Access - From JR Maisaka Station, an approximately 15 minutes by taxi.



5



Approximately 60 minutes by taxi and Shinkansen.

### Kanzanji Spa (overnight)



An *onsen* on a peninsula on the north-east shore of Lake Hamana. Nearby are a range of leisure spots, including sea swimming areas, amusement parks, and fishing areas. Enjoy the luxurious feeling of soaking in an *onsen*, while surrounded by the lake on three sides.  
■ Access - From JR Hamamatsu Station, approximately 40 minutes by bus.

## Day 2

Get a full taste of Japan, experiencing the culture of tea, views of Mt. Fuji, and a tour of historical landmarks.



### column

#### Lake Hamana, famous for its eel.

The area around Lake Hamana is famous for its eels, with many restaurants where you can enjoy this cuisine. *Unadon* is eel grilled in a salty-sweet sauce and placed on rice, and is a uniquely Japanese taste.



6

### Kakegawa Castle



■ Access - From JR Kakegawa Station, an approximately 10-minute walk.



Approximately 65 minutes by JR train and bus.

A little further away...

### Kakegawa Kachoen Park



A theme park where you can encounter parrots and owls among the blooming of the many seasonal flowers.  
■ Access - From JR Kakegawa Station, an approximately 10-minute walk.

Approximately 20 minutes by taxi.

8

Approximately 40 minutes by taxi.

7

### Gyokuro-no-Sato

The Hyogetsu-tei tea house was carefully constructed using traditional methods, and here you can experience the Japanese tea ceremony while looking out over the beautiful Japanese-style garden and Pond.  
■ Access - From Yaizu Station, an approximately 30 minutes by taxi.



### Mariko-Shuku (Yam Soup Lunch)



Mariko-Shuku, one of the fifty-three stations of the Edo period Tokaido. Even now, this town retains its former appearance. Why not try its famous cuisine made from grated yams?





A range of hills 308 meters high that have been selected as one of the best 100 sightseeing spots in Japan. This looks down on Shimizu Port and Miho-no-Matsubara, and you can see the Izu Mountains, Shizuoka City, and in the distance the outline of the Akaishi Mountains.

■Access - From JR Shizuoka Station, approximately 35 minutes by bus

## Nihondaira (views of Mt. Fuji)

9

Approximately 5 minutes by ropeway.

10

Approximately 30 minutes by ropeway and taxi.

## Kunozan Toshogu Shrine



A Shinto shrine associated with Tokugawa Ieyasu, at the summit of Kunozan. The shrine pavilion and worship hall are well worth viewing, and the exquisite sculptures and colors both inside and out are a sight to behold.

■Access - From JR Shizuoka Station, approximately 35 minutes by bus and then 5 minutes by ropeway.



A little further away...

## Shizuoka Prefectural Museum of Art



This contains a variety of works, including those from Gauguin and Yokoyama Taikan, and 32 works by Rodin, including *The Gates of Hell*, as permanent exhibits, making of unique in Japan.

■Access - From Shizuoka Railway Kenritsu-bijutsukan-mae Station, an approximately 15-minute walk.



Approximately 65 minutes by ferry.

## 11 Suruga Bay Ferry

Cross Suruga Bay in a ferry from Shimizu Port to Toi the Izu Peninsula. You can relax in the deluxe cabins, or, from the deck, gaze upon Mt. Fuji as it appears to float above the coastline.

■Access - (to Shimizu Port pier) From JR Shimizu Station, free shuttle bus.



Approximately 40 minutes by taxi.

## Dogashima Spa (overnight)



An *onsen* on the beautiful West Izu coastline. There are many *ryokan* inns and hotels that have baths from which you can view the beauty of islands large and small that dot the sea.

12

Approximately 40 minutes by taxi.



column

## Bonnet Bus "The Dancing Girl of Izu"

"The Dancing Girl of Izu" that runs from Shuzenji Station is a renovated, unique type of bus from Japan of yore, with a guide dressed up as a dancer.

## Day 3

Travel around the Izu Peninsula, and enjoy encountering Japanese history.



This tourist spot originally flourished as a gold mine during the Edo period. Visitors can try panning for gold dust, and can touch the largest gold bar in the world, as registered in Guinness World Records.

■Access - From Izu Hakone Railway Shuzenji Station, approximately 50 minutes by bus.

## Toi Gold Mine

13

Approximately 55 minutes by taxi.

14

Approximately 40 minutes by taxi.

## Walk around Shuzenji

Walk around Shuzenji, an onsen town typical of mid-Izu. Authentic Japanese-style *ryokan* inns are built along the Katsura River which flows through the town. Here you can enjoy visiting historical spots and bathing in *onsens*.

■Access - Izu Hakone Railway Shuzenji Station.



A little further away...



## Joren Falls

One of Izu's famous waterfalls, where water gushes over a luxuriantly forested 25-meter cliff. Wasabi, a specialty of this region, grows in farms along these mountain streams.

■Access - From Izu Hakone Railway Shuzenji Station, approximately 30 minutes by bus.

## Mishima Station

15

Approximately 60 minutes by Shinkansen and bus.

## Mt. Fuji Shizuoka Airport

16



# A tour of locations for viewing Mt. Fuji, showcasing a wealth of Japanese culture

(Your Shizuoka Guide)  
Shizuoka Prefectural Tourism Association  
Miyuki



Your fill of Japanese culture!

I love Shizuoka's historical walks. Guests from overseas who want to learn more about Japan should visit Shizuoka Prefecture, where they'll find everything they could hope for. Enjoy Japanese culture and history to the fullest on this course.

**Day 1** Visit historical spots, and encounter Japanese history and culture.

## 1 Shizuoka Station



Approximately 40 minutes by bus and ropeway.



## 2 Kunozan Toshogu Shrine

A Shinto shrine associated with to former shogun Tokugawa Ieyasu. Enjoy the exquisite sculptures and colors of the shrine pavilion and worship hall.

■Access - From JR Shizuoka Station, approximately 35 minutes by bus and then 5 minutes by ropeway.



Approximately 80 minutes by ropeway, bus, JR train and walking.



## 3 Tokaido Hiroshige Art Museum

### Tokaido Hiroshige Art Museum

This art museum has a collection of approximately 1,300 woodblock prints, with a focus on works by *ukiyo* master Utagawa Hiroshige (1797 - 1858).

■Access - From JR Yui Station, an approximately 25-minute walk.



A little further away...

### Satta Pass

An outstanding location from which to view Mt. Fuji, where it looks the same as in *ukiyo* woodblock prints.

■Access - From JR Okitsu Station, an approximately 60-minute walk.



## 4 Yui Cherry Shrimp (Cherry Shrimp Lunch)

### Yui Cherry Shrimp (Cherry Shrimp Lunch)



As well as raw Cherry Shrimp, you can enjoy a year-round variety of cuisines such as kettle-fried and battered shrimp, and purchase shrimp and flaked bonito.

■Access - From JR Yui Station, an approximately 5 minutes by taxi.



A little further away...

### Numazu Fish Market INO



*Seri* is a price bidding system unique to traders in Japan's fish markets. In this bustling fish market, you can see *seri* in use.

■Access - From JR Numazu Station, approximately 15 minutes by bus.

## 5 Numazu Imperial Villa Memorial Park

This is a villa for recreational use by the imperial household. This historic building was constructed in 1893, and now features a park and resource center to pass on its history.

■Access - From JR Numazu Station, approximately 15 minutes by bus.



## 6 Shuzenji Arai Ryokan (Tangible Cultural Asset Tour)



Many famous historical, wooden *ryokan* inns line the banks of the Katsura River in the *onsen* town of Shuzenji. Nowadays, a guide introduces you to these inns, which are tangible cultural assets. (Reservations required. English guides available.)

■Access - From Izu Hakone Railway Shuzenji Station, approximately 7 minutes by bus.



4 Approximately 60 minutes by walking, JR train and bus.

### An Izu Specialty - Japanese Spider Crab

The Japanese spider crab caught in Suruga Bay is registered in the Guinness World Records as having the largest leg span, with some reaching over three meters. A delicious, refreshing taste.



Walking







Shuzenji Spa, in which traditional Japanese ryokan inns line the banks of the Katsura River, which flows through the town. Many traditional *ryokan* and historical sites remain, with plenty to see.

■Access - Izu Hakone Railway Shuzenji Station.

## Shuzenji Spa (overnight)

7

Approximately 30 minutes by taxi.



A town lined with historic buildings and bamboo groves... Enjoy walking around Shuzenji Spa town, and soak up the atmosphere of old Japan.

Day 2

Bask in the feeling of antiquity by walking around this town with buildings and scenes redolent of old Japan



### column

#### Perry's Black Ships and the Opening of Japan

Commodore Matthew Perry landed at Uruga in 1853, which was the spur to the opening up of Japan after well over 200 years of isolationism. The town of Shimoda on the Izu Peninsula was the scene of negotiations regarding the opening of ports, and the town witnessed the start of friendly international exchange in Japan.

8

## Joren Falls, Wasabi Fields

One of Izu's famous waterfalls, where water gushes over a luxuriantly forested 25-meter cliff. *Wasabi*, a specialty of this region, grows in fields along these mountain streams.

■Access - From Izu Hakone Railway Shuzenji Station, approximately 30 minutes by bus.

A little further away...



### Old Amagi Tunnel

A stone tunnel created in 1905. This has been designated an important cultural asset, and also makes an appearance in Yasunari Kawabata's *The Dancing Girl of Izu*.

■Access - From Izu Kyūko Line Kawazu Station, approximately 45 minutes by bus.



## Shimoda Perry Road

9



Shimoda was the first port fully opened to all foreign ships. Beside this stone road, you can see buildings and historic sites that tell of the opening of Japan.

■Access - From Izu Kyūko Line Shimoda Station, an approximately 15-minute walk.

Approximately 100 minutes by taxi.



Ryosenji Temple was the site of the signing of the Convention of Kanagawa, Shimoda Treaty in 1854. The temple's treasure house contains exhibits telling of the history of the opening of Japan from its isolation.

■Access - From Izu Kyūko Line Shimoda Station, an approximately 10-minute walk.

## Ryosenji Temple

A little further away...



### Shimoda Floating Aquarium

Here you can see the sea life of Izu. In the Fureai Lagoon in the bay, you can swim and interact with dolphins.

■Access - From Izu Kyūko Line Shimoda Station, approximately 8 minutes by bus.

Walking

10

## Enjoy traditional Japanese culture at Atami.

### Kiunkaku



A famous villa from the Taisho Period (1912 - 1926) that has also been used as a *ryokan*. The grounds include beautiful examples of traditional Japanese architecture that incorporate elements of western style, and are well worth viewing.

### Yumemachi Flower Dance



Atami Spa, with the most geisha in Japan. Here, geisha train in traditional arts such as dances and *shamisen*, and they give regular performances.

11



Approximately 95 minutes by Izu Kyūko or JR train.

## Izu Kyūko Line (Seaside View Train)



The Izu Kyūko Line runs along a beautiful coastline. So that you can better enjoy the view of the coast, this special train has seats facing the sea. Enjoy rail travel while gazing out upon the beautiful views.

## Atami Station

12



〈Your Shizuoka Guide〉  
Shizuoka Prefectural Tourism Association  
Miyoko



Bask in the glory  
of nature!

I love traveling on the Ōigawa Railway. The outstanding views of cherry blossoms, greenery, and autumn leaves throughout the seasons are without peer. On this course, you will ride on a steam train, visit Sumatakyo Spa and other secluded areas shrouded in mystery, and experience a wealth of natural beauty.

# Visit secluded Okuōi on a steam locomotive

**Day 1** Ride a steam locomotive and visit secluded Okuōi. From the windows of the train, you can watch breathtaking landscapes and enjoy the magnificent natural beauty of Sumata Valley.

## 1 Kakegawa Station

Approximately 7-minute walk



## 2 Kakegawa Castle

At Kakegawa Castle, view the Ninomaru mansion, which is designated an important cultural asset, and enjoy the magnificent view from the top of the keep. In one of the castle gardens is the Kagegawa Ninomaru Museum of Art, containing works of art from the Edo period (1603-1867).

■Access - From JR Kakegawa Station, an approximately 7-minute walk.

Approximately 2-minute walk



## 3 Ninomaru Museum of Art

An art museum within the grounds of Kakegawa Castle. Here you can appreciate exhibitions of swords and day-to-day items used by feudal lords, as well as works from famous Japanese-style painters such as Yokoyama Taikan.

■Access - From JR Kakegawa Station, an approximately 7-minute walk.



A little further away...

### Tsumagoi

This is a large, 170-hectare resort area with sports, hotels, restaurants, onsens, and other facilities set in a location from which you can enjoy the different seasons.

■Access - From JR Kakegawa Station, an approximately 10 minutes by taxi.



## 4 Ishidatami Chaya

An old-style teahouse at the entrance to the Tokaidō's paved Kanaya Slope. This serves tea and soba noodles, and you can also view materials detailing the history of the highway, and buy local produce.

■Access - From JR Kanaya Station, an approximately 10-minute walk.



## A little further away... Shimada-Shuku Former Site of the Oi River Crossing



In times past, to cross the Oi River, one had to buy a ticket, and after handing this over to the carriers, travelers were carried across the river on a platform. Here you can visit toll booths, payment areas, and lodgings that still remain from that time.

■Access - From JR Shimada station, take the Shizutetsu bus bound for Kanaya Station for 5 minutes, get off at Mukajimanishi, and an approximately 10-minute walk.

## 5 Kanaya Station Riding the Ōigawa Railway Railway Steam Locomotive

The Ōigawa Railway is the only route in Japan that has a steam locomotive operating every day. We invite you to view tea fields and beautiful natural scenery out the windows, while enjoying station boxed lunches.

■Access - Next to JR Kanaya Station is Ōigawa Railway Kanaya Station, the starting point for the steam train.



## 6 Kawane Spa Fureai-no-izumi (Stopover • Lunch)



Enjoy lunch while looking out at beautiful scenery and exciting steam locomotives. If you have time, you can also enjoy soaking in a hot spring, or shopping.

■Access - From Ōigawa Railway Sasamado Station, an approximately 5-minute walk.



## column

### Shizuoka's Unique Tea Sweets



Why not try sweets made with tea, in Shizuoka, Japan's top tea-producing area? Enjoy the unique taste of tea with its subtle sweetness, in Swiss rolls, cream puffs, sweet bean jelly, and other confections.



Enjoying nature by hiking through the beauty of Okuōi's gorges. The lake surface is a brilliant emerald green below the "Bridge of Dreams" suspension bridge on the hiking course, and the nearby autumn foliage is spectacular.

■ Access - From Ōigawa Railway Senzu Station, approximately 30 minutes by bus.

### Sumata Valley Suspension Bridge Hiking

**7** Approximately 30-minute walk (Hiking course : 90 minutes).

### Sumatakyo Spa (overnight)

This *onsen* is nestled in the natural beauty of Sumata Valley, and its water is famous for its beautifying properties. You can also enjoy local cuisine, unique to the mountains.

■ Access - From Ōigawa Railway Senzu Station, approximately 30 minutes by bus.



**8** Approximately 30 minutes by bus

**Day 2** On day 2, we continue our trip by enjoying the nature of Okuōi and relaxing in a steam locomotive.

A little further away...

### Foret Nakakawane Chameikan



This introduces life in the mountains and local products, together with tea culture. In the teahouse, you can experience how to brew your own tea.

■ Access - From Ōigawa Railway Suruga-Tokuyama Station, an approximately 10-minute walk.



## column

The taste of the mountains, born of the nature of Okuōi.

Enjoying cuisine unique to different areas is a fun part of travel. Okuōi, in which Sumatakyo Spa is nestled, is a veritable treasure-trove of foodstuffs. The vast variety of Japanese country cooking is simple, and uses fish and vegetable dishes made of ingredients grown with clear mountain water, and includes wild boar and deer dishes. This very simplicity emphasizes the quality of the ingredients.



**9** Approximately 55 minutes by Ōigawa Railway and walking.

### Ride a Rack Railway (between Senzu and Ikawa Stations)

Take a ride on the only train in Japan to use a toothed gear to assist in ascending and descending steep slopes. This gives superlative views of nature.



### Okuōikojō Station

A station in the middle of the Rainbow Bridge above a dammed lake. Famous as a secluded station, this offers spectacular views.

**10** Approximately 160 minutes by Ōigawa Railway and JR.

### Walking around the Nagashima Dam

With parks and walking trails, this is a major tourist attraction. With unused tracks and a dam discharge nearby, there are many things to see, such as the Shibuki Bridge.

■ Access - From Ōigawa Railway Ikawa Station, an approximately 5-minute walk.



## column

A spectacular view of the Akaishi Mountains



The Akaishi Mountains, spanning Shizuoka, Yamanashi, and Nagano Prefectures. This massive range of mountains is known around the world for its beauty. The area around Lake Ikawa is the perfect spot to view this magnificent sight.

### Shizuoka Station **11**





# See and encounter Japanese culture!

## Day 1

Fully experience Japanese culture, old and new - for example, try a traditional Japanese craft or attend a tea ceremony in a traditional tea-room.

(Your Shizuoka Guide)  
Shizuoka Prefectural Tourism Association  
Kazumi




Let's experience  
Japanese culture!

I love woodblock prints of Mt. Fuji, stations on the ancient highways, and other Shizuoka sights. But excellent art has lived on in many renowned local modern artists, such as Serizawa Keisuke. If you have an interest in art work, why not go on one of the experience courses that have become increasingly popular among overseas visitors? Along the way you can also pick up a unique souvenir of your trip.

### 1 Shizuoka Station

Approximately 20 minutes by bus



### 2 Earthquake Disaster Prevention Center

Take a tour around an earthquake and experience what it's like to fight the fires it leaves behind. In the dome theater, images on a huge 400-inch screen help to make the scale of nature more real, while the direct experience of water in the indoor tsunami water tank lets you feel the awesome power of a huge tidal wave.

Access - From JR Shizuoka Station, 15 minutes by bus.

A little further away...

#### Toro Archaeological Site

Relics from approximately 2,000 years ago. This is an important historic park at which you can gain a real feeling for life long ago, by seeing old dwelling sites, daily items, and decorations.

Access - From JR Shizuoka Station, approximately 15 minutes by bus.



Approximately 15 minutes by taxi.



### 3 Serizawa Keisuke Art Museum

Approximately 20 minutes by taxi.

#### This exhibits works from the late Keisuke Serizawa, an internationally renowned textile artist. Here you can see items such as kimono, screens, and store curtains made with the traditional Japanese *katayome* stencil-dyeing technique.

Access - From JR Shizuoka Station, approximately 20 minutes by bus.



### 4

Approximately 10-minute walk

#### Mariko-Shuku (Yam Soup Lunch)

The Tokaido was a busy route in the Edo period (1603-1867). At Mariko, a Tokaido station that still retains the atmosphere of old, you can enjoy grated yam soup, a specialty of this area.



### 5 Sumpu Takumi-Shuku (Experience Traditional Crafts)

Here you can experience traditional crafts handed down from the era of Tokugawa Ieyasu (approximately 400 years ago). You can choose from a wide selection of activities that include ceramics, woodwork, and dyeing.

Access - From JR Shizuoka Station, approximately 30 minutes by bus.



### 5



At the Hyogetsu-tei tea house, which is carefully constructed using traditional methods, experience the Japanese tea ceremony while looking out over the beautiful Japanese-style garden and pond.

Access - From JR Yaizu Station, approximately 40 minutes by bus.

#### Gyokuro-no-Sato (Teahouse Experience)

Approximately 25 minutes by taxi.

A little further away...

#### Yaizu Port (Yaizu Sakana Center)



Shizuoka Prefecture, with its long coastline, has many ports. You will never forget the variety of glistening fresh seafood laid out in a port fish market. Another special treat is the taste! Take the opportunity to enjoy sushi or sashimi straight from the sea.

Access - From JR Yaizu Station, an approximately 10-minute walk.

### Yaizu Kuroshio Spa (overnight)

Approximately 45 minutes by taxi, JR and walking.



Approximately 30 minutes by taxi.

## column

Appreciate items related to Lafcadio Hearn at the Yaizu Lafcadio Hearn Memorial Museum.

An Irish author who depicted life in Japan, his works are loved around the world. He had a close relationship with Yaizu, and here you can see many items related to his life.

Access - From JR Yaizu Station, approximately 10 minutes by bus.





## Day 2

A day in which you can see, touch, and taste Japanese culture by viewing Mt.Fuji, visiting historical sites, and partaking of sushi.



### Horai Bridge

This has been recognized by Guinness World Records as the "longest wooden footbridge in the world" (897.4 meters). Cross the bridge at your leisure, and enjoy the view of tea fields around you.

8



Approximately 80 minutes by walking, JR train and bus.



### Be a monk for a day!

Experience the life of a Buddhist monk while visiting Fukuroi's famous Enshū Three Temples. Wear the vestments of a real monk, experience Zen meditation and ascetic training sitting under waterfalls, and eat the Spartan vegetable dishes unique to temples. This gives you time to unwind and relax.



column

9

## Enshū Three Temples Hattasan Soneiji Temple



### Hattasan Temple Yakuyoke Dango

Hattasan's specialty, Yakuyoke *dango*, are a traditional sweet comprising dumplings filled with sweet bean jam.



One of the ancient Enshū Three Temples. Known for the God of Mercy who wards off evil, within the temple grounds, you can also enjoy Yakuyoke *dango* that are said to have the same effect. This is popular as a springtime viewing spot for cherry blossoms.

■Access - From JR Fukuroi Station, approximately 15 minutes by bus.



Approximately 25 minutes by bus.

## Yusanji Temple

An ancient temple, founded in 701. Within its expansive grounds there is much to see, including a cedar grove, mountain streams and waterfalls, a temple gate that has been designated an important cultural asset, and a three-story pagoda.

■Access - From JR Fukuroi Station, an approximately 10 minutes by taxi.



A famous temple rebuilt and renamed by Tokugawa Ieyasu. In the large temple grounds, you can enjoy the main building and study, and you can also view peonies in spring, fringed orchids in summer, and beautiful foliage in autumn.

■Access - From JR Fukuroi Station, approximately 10 minutes by bus.

## Banshozan Kasuisai Temple

10


Approximately 10 minutes by taxi.



11



Approximately 45 minutes by bus, JR train and taxi.



## Hamamatsu Castle

Here, Tokugawa Ieyasu lived for 17 years. The reconstructed donjon contains weapons and many other important Ieyasu-related materials, and you can enjoy the magnificent panoramic view from the top of the keep.

■Access - From JR Hamamatsu Station, an approximately 5 minutes by taxi.

## Shizuoka Station

13

Approximately 60 minutes by taxi and JR train.

## Festivals and traditional culture in Hamamatsu.

At the Hamamatsu Festival held every year in early May, you can enjoy viewing traditional events such as giant kite flying and flamboyant portable shrines, and the kites and shrines can also be seen year-round at the Hamamatsu Festival Pavilion.

### Hamamatsu Festival Pavilion



### Floats



### Kite-flying





Shizuoka  
Prefecture

Izu-Ito Onsen Lodging with Continuous Flow from the Source Spring



# Seizan Yamato

Oka 203, Ito, Shizuoka Pref. 414-0055, Japan  
Phone +81-(0) 557-37-3108  
Fax +81-(0) 557-32-0500



Seizan Yamato, an elegant *ryokan* inn in modern Japanese style, lies on a hill overlooking the townscape of Ito, the sea, and the mountains. The rustling bamboo groves and the natural beauty of the changing seasons invite travelers into a restful world. The esthetics and culture of Japan are apparent in every aspect of the modern Japanese-style architecture and the immaculate interior. Here you can enjoy to the fullest the *onsen* baths fed by continuous flow from the source spring and *kaiseki* course meals made of the freshest ingredients that are the pride of Seizan Yamato. Seizan Yamato's attentive commitment to Japanese hospitality is sure to make for an excursion that will long live on in fond memory.



Enjoy scenic beauty and delicious dining at the traditional Japanese lodgings of Seizan Yamato.

Manager Shuho Shimakura



### ACCESS Getting to Seizan Yamato

From Tokyo, take the Shinkansen (50 minutes), changing at Atami Station to a JR train to Ito Station (20 minutes).  
From Tokyo, take the Odoriko Express (105 minutes).  
From Osaka, take the Shinkansen (3 hours 30 minutes).  
From Shizuoka Airport, take the bus to Shizuoka Station (50 minutes), then take the Shinkansen (40 minutes), changing at Atami Station to a JR train to Ito Station (20 minutes).  
Approximately 10 minutes by taxi from JR Ito Onsen Station (Courtesy bus available)

<http://www.seizanyamato.jp/>

E-mail: [seizan@yamatokan.co.jp](mailto:seizan@yamatokan.co.jp)




Shizuoka  
Prefecture

Izu-Shimoda Onsen The White Sands of Tatado Beach

下田大和館

# Shimoda Yamatokan

2048 Kisami, Shimoda, Shizuoka Pref. 415-0028, Japan  
Phone +81-(0) 558-22-1000  
Fax +81-(0) 558-22-2940



Jacuzzi

Baths affording a panoramic view of the Pacific, baths made of prized *hinoki* cypress, spas and whirlpool baths offering an exhilarating feeling of freedom, and a myriad array of other bathing facilities await you - even guest rooms with private open-air baths affording spectacular evening views.



A beautiful coastline with white beaches spread out at your feet, and superb views of the Pacific from every guest room and bath - spectacular views of the ocean that in constant subtle change from morning, noon, and evening, and it's almost as if they're just for you.

Shimoda Yamatokan is situated on the beautiful Tatado coast fronting the Pacific Ocean. The coastline of white sand beaches is a mecca for surfers and, is also famed as an excellent swimming site for families and couples. We invite you enjoy a restful stay - savor a sumptuous evening meal, relax in a hot-spring bath. We'll provide everything you need for an unforgettable holiday!



You can partake of your fill of fresh bounty from the sea. The seasonally changing menu features items that proudly display the full range of skills that Shimoda Yamatokan's head chef can marshal.

A view of the Pacific spreads out before your eyes. Fusing the comfort of a seaside resort hotel with the elegant ambience of a traditional Japanese *ryokan* inn, Shimoda Yamatokan is replete with facilities intended expressly to soothe and ease.

### ACCESS Getting to Shimoda Yamatokan

Approximately seven minutes by taxi from Shimoda Station, reached by the Izu Kyuko Line (Courtesy bus available)

<http://www.shimoda-yamatokan.co.jp/>

E-mail: [mail@shimoda-yamatokan.co.jp](mailto:mail@shimoda-yamatokan.co.jp)





Shizuoka  
Prefecture

天城温泉 禪の湯

# Zen no Yu Natural Onsen

28-1 Nashimoto, Kawazu-cho, Kamo-gun, Shizuoka Pref. 413-0501, Japan  
Phone +81-(0)558-35-7253 Fax +81-(0)558-36-8931



This inn on the grounds of historic Jigenin, a famed Buddhist temple, features hot springs imbued with all the ambience of traditional Japan. Here you can enjoy an *onsen*, cuisine, and hospitality of discriminating quality at very affordable rates.

The interior, designed in line with the concepts of Zen Buddhism, deftly fuses modern architecture with brightness and sense of freshness with the ambience of an ancient temple. The simple spaces of a style also known as "Japanese modern" will lead you to a stay of soothing comfort.



The Buddhist teachings of Shakyamuni describe the practice of simply sitting with a still mind. You are welcome to experience a unique aspect of Japan by taking part in a *zazen* meditation session at the adjacent temple of Jigenin.



The *onsen* drawn directly from the source spring is said to be tremendously beneficial to health. In addition to an open-air bath made of prized *hinoki* cypress, a hot-stone spa inset with tourmaline and numerous other varieties of healing stones is said to be effective in eliminating toxins from the body, and is recommended for men as well as women.

*Joshin* cuisine is the simple Buddhist fare consumed by monks at *Zen* monasteries and elsewhere. At *Zen no Yu*, loving care is taken to prepare healthy dishes using plenty of local seasonal ingredients.



## ACCESS Getting to Zen no Yu Natural Onsen

Approximately 15 minutes by bus from Kawazu Station, reached by the Izu Kyuko Line



Get details here!

<http://www.zen-no-yu.com/>  
E-mail: [yoyaku@zen-no-yu.com](mailto:yoyaku@zen-no-yu.com)

PR



Opened in 1930 as Nakanoshima Aquarium, this was Japan's first public aquarium to keep bottlenose dolphins. The aquarium also houses whale sharks and minke whales, and boasts a world-class record of achievement.

You can cruise Mito Bay aboard a charming dolphin-shaped excursion boat, affording up-close views of Mount Fuji from the sea.

# Izu Mito Sea Paradise

伊豆・三津シーパラダイス



An entertaining show by adorable California sea lions. You can also see performances by a variety of other marine animals.



After its rebirth as Izu Mito Sea Paradise in 1977, the aquarium became the first in Japan to house walrus and sea otters. Here is where many marine animals, fishes, and other forms of ocean life flourish and give captivating performances. The mainstay of Sea Paradise's popularity is its shows. The Dolphin Sea show includes stirring jumps by bottlenose dolphins, and Marine Life Plaza is a humorous, fast-paced show that features common sea lions, Steller sea lions, and Pacific white-sided dolphins. Come spend a fun day with amazing animals of the seas.

3-1 Uchiura-nagahama, Numazu, Shizuoka Pref. 410-0295, Japan  
Phone +81-(0)55-943-2331  
Hours: 9:00 AM to 5:00 PM (admission until 4:00 PM)  
Open year-round

<http://www.seapara.jp/>

## ACCESS

Approximately 15 minutes by taxi from Izunagaoka Station (Izuhakone Railway)



PR



# 静岡湾フェリー

The route lies at the foothills of Mount Fuji. The majestic view of beautiful Mount Fuji towering above the coastline is a sight that can only be glimpsed from a boat.

The Suruga Bay Ferry offers more than just marine transportation. In addition to breathtaking view of Shimizu Port, Suruga Bay, the mountains of Izu, sunsets, and other scenic sights, the ferry itself can add a moment of magic to your travels.



The Ocean Room



## Suruga Bay Ferry (Shimizu Port / Toi Port) and Shimizu Bay Cruises

Shimizu Port cruises are also available.



Cruise Shimizu Port, counted among the three most scenic ports in Japan. Enjoy a boat excursion that offers comfort and relaxation.

Shimizu Port, where the landing is located, is just 15 minutes by car from Shimizu Interchange, or a bus ride of seven or eight minutes from Shimizu Station. The high-speed ferry crosses Suruga Bay to Toi Port in 65 minutes. Enjoy a comfortable and convenient cruise that gets you to Izu Peninsula quicker.

### ACCESS

Free shuttle bus from Shimizu Station (to Shimizu Port)



Taking the Suruga Bay Ferry lets you use your travel time most effectively, without having to worry about congested roadways. Access to Izu Peninsula and Shizuoka Airport is also convenient and smooth.

### S-Pulse Dream Ferry Co., Ltd.

3rd Floor, Marine Terminal  
10-80 Hinode-cho, Shimizu-ku, Shizuoka City, Shizuoka Pref.  
424-0922, Japan  
Phone +81-(0)54-353-2221

<http://www.dream-ferry.co.jp/>



Nippondaira Hotel

The renowned Nihondaira Plateau enjoys the top spot among the selection of Japan's 100 most scenic sites. From its stately perch atop a peak at an elevation of 308 meters, the Nippondaira Hotel looks out upon Suruga Bay spread out below and magnificent Mount Fuji.



Hamaoka Course & Hotel

The 18-hole Takaoka Course is surrounded by ancient pines and offers great variety, and the 19-hole ?Ogasa? Course demands distance and likewise provides variety in play. Combined with the exquisite undulations of the landscape, this promises a full range of play for you to enjoy.

# Shizuoka Country

Spend a Day Off Enjoying Mount Fuji and Golf



Shimada Golf Course

The Shimada Golf Course is adjacent to Shizuoka Airport is one of the foremost that Shizuoka Country offers. The eastern foothills of the Makinohara Plateau, known as one of Japan's leading tea-producing areas, promises enjoyable play along with views of Mount Fuji.



Fukuroi Course

The Shizuoka Country Fukuroi Course is located in a hilly region graced with ideal features: abundant natural surroundings, terrain, convenient access, and more. The course design, which takes full advantage of the topography and natural woods, achieves delightful harmony between the diverse variety of trees and the course, adding enjoyment to play even while bringing out the essence of each changing season.



Mikawa Country Club

Grounded on the concept of harmony between natural beauty and golf courses, the Mikawa Country Club has achieved tremendous success with the Shimada, Hamaoka, and Fukuroi courses. These broad and flat woodland courses each offer 18 holes that make full use of the features each green offers.

### Nippondaira Hotel

Shizuoka Country Hamaoka Course & Hotel  
Shizuoka Country Shimada Golf Course  
Shizuoka Country Fukuroi Course  
Mikawa Country Club

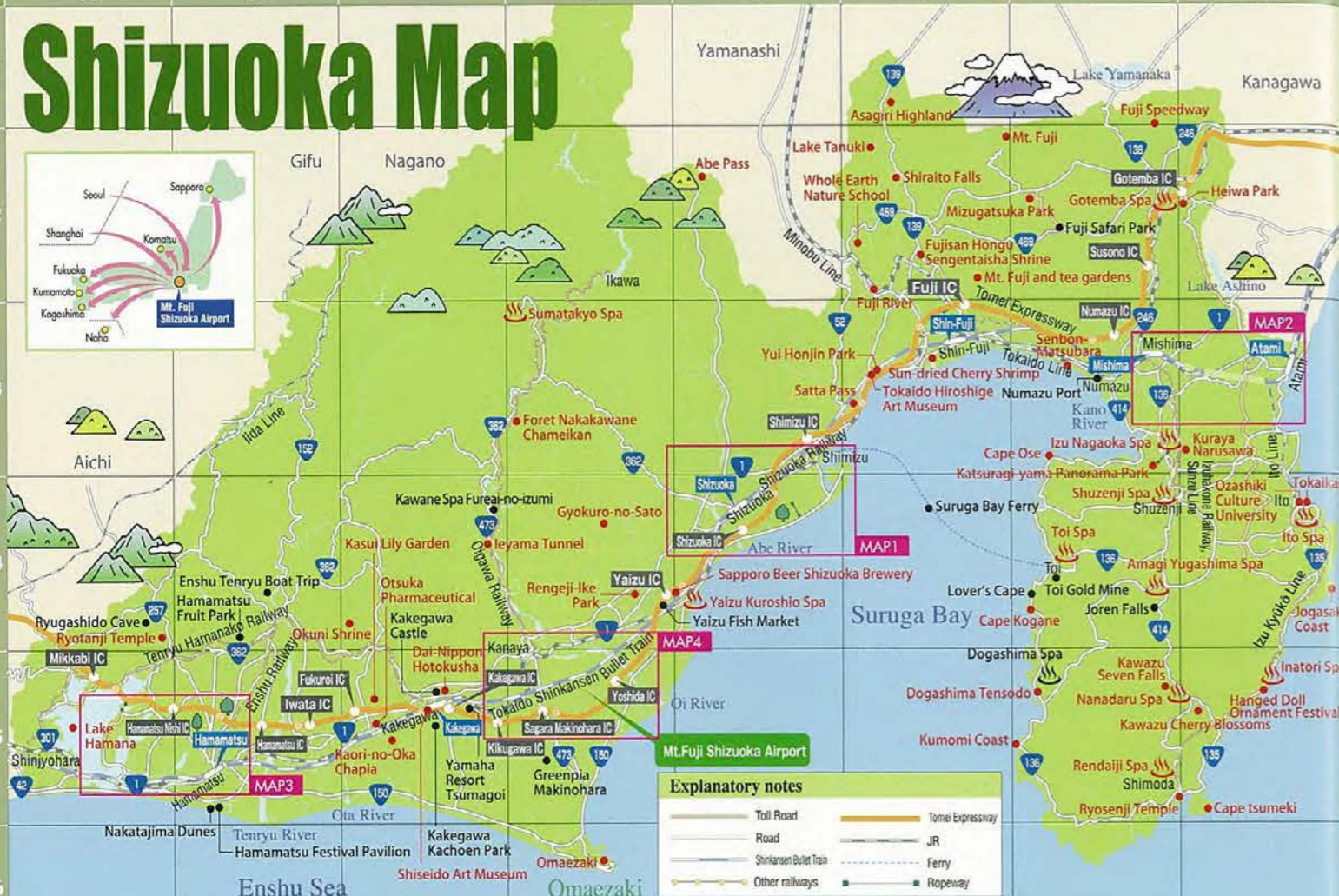
Nihondaira, Shimizu-ku, Shizuoka City, Shizuoka Pref. 424-8719, Japan .....Phone +81-(0)54-335-1131  
2070-2 Kadoya, Omaezaki, Shizuoka Pref. 473-1686, Japan .....Phone +81-(0)537-86-3311  
3500 Funaki, Shimada, Shizuoka Pref. 427-0107, Japan .....Phone +81-(0)547-38-1313  
1616 Kunimoto, Fukuroi, Shizuoka Pref. 437-8501, Japan .....Phone +81-(0)538-43-3311  
1-16 Toyosaka, Shinshiro, Aichi Pref. 441-1352, Japan .....Phone +81-(0)536-23-5551

## 静岡カントリー

<http://www.scg.jp/>



# Shizuoka Map



**Explanatory notes**


MAP 1 Surrounding of Shizuoka Station



MAP 3 Surrounding of Hamamatsu - Lake Hamana



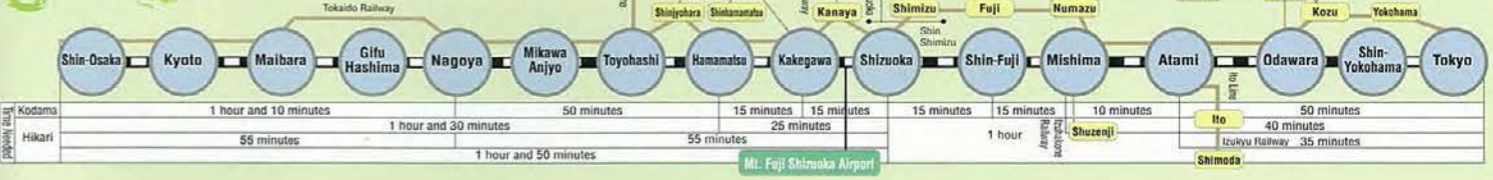
MAP 2 Surrounding of Atami - Mishima



MAP 4 Surrounding of Mt. Fuji Shizuoka Airport



## Shinkansen Bullet Train RAILWAY GUIDE





## Shizuoka Prefectural Government Tourism Promotion Office

TEL +81-(0)54-221-3696

9-6 Ote-machi, Aoi-ku, Shizuoka 420-8601, Japan

## Shizuoka Prefectural Tourism Association

TEL +81-(0)54-202-5595

2nd Floor, Mizunomori Bldg., 14-1 Minami-cho, Suruga-ku, Shizuoka 422-8067, Japan



HELLO NAVI しずおか **HOMEPAGE**

**What you need is just a click away!**

Click to see local information, suggested itineraries,  
and accommodation details. You can even reserve accommodation!



<http://www.shizuoka-guide.com/english/>